



# Evaluation of the Performance of Scalesweeper, an Electromagnetic Unit, to Prevent Scale Formation in Water and Heating Systems

March 2017

The Institut National de la Recherche Scientifique,  
INRS-ETE  
490, rue de la Couronne,  
Quebec, Canada G1K 9A9

Patrick Drogui, Ph.D., Professor  
Ahmad Dirany, Ph.D., Research Associate

# Table of Contents

- Background ..... 3
- Test Procedure ..... 3
- Test Results ..... 3
- Figure 1: Scalesweeper Effect on Scale Formation ... 4
- Figure 2: Scalesweeper Effect on Scale Reduction ... 4
- Appendix ..... 5

## BACKGROUND

The Scalesweeper product is an electro-magnetic device tested by The Institut National de la Recherche Scientifique (INRS) in Quebec Canada. The INRS is an independent research-oriented branch of the ten provincially run public universities in Quebec, Canada. INRS conducts research in these sectors: water, earth and the environment.

Professor Patrick Drogui (Ph.D) led the team verifying the performance of the Scalesweeper product. Dr. Drogui is a well-respected expert in the areas of Electro-Technologies and Water Treatment and is credited with publishing over 120 papers and books. His research interests focus on the troubleshooting and development of new technologies for the elimination of pollutants (inorganic and organic). Among these techniques are electro-technology processes, taking advantage of electrochemical properties and techniques in water treatment. These techniques can be used effectively to improve existing municipal and industrial wastewater treatment systems or to replace conventional inefficient technologies for the removal of specific inorganic or organic contaminants.

## TEST PROCEDURE

The test protocol was designed to verify in a laboratory pilot scale, the effectiveness of the Scalesweeper product against forming scale build up in piping and appliances using various hard water solutions made up of calcium and magnesium under the effect of electromagnetic fields. The tests were divided into two sections using a closed loop test stand (see Figure 1 in Appendix section) with the holding tank filled with one or the other total hardness test solutions (Very Hard, 400 ppm, 23.36 gpg)<sup>1</sup>:

- i. Experimental Unit – will show the effectiveness of scale build up to the piping and total water hardness measurements with and without the Scalesweeper product active in the circuit at a water temperature of 70°C (158°F) and at flow rates between 3 and 7 gpm.
- ii. Analytical Methods – will show the characterization of carbonate deposits using a scanning electron microscopy (SEM), energy-dispersive X-ray spectroscopy (EDX) machine coupled with X-ray diffraction (XRD) to quantify the percentage of each allotropic forms of calcium carbonate present.

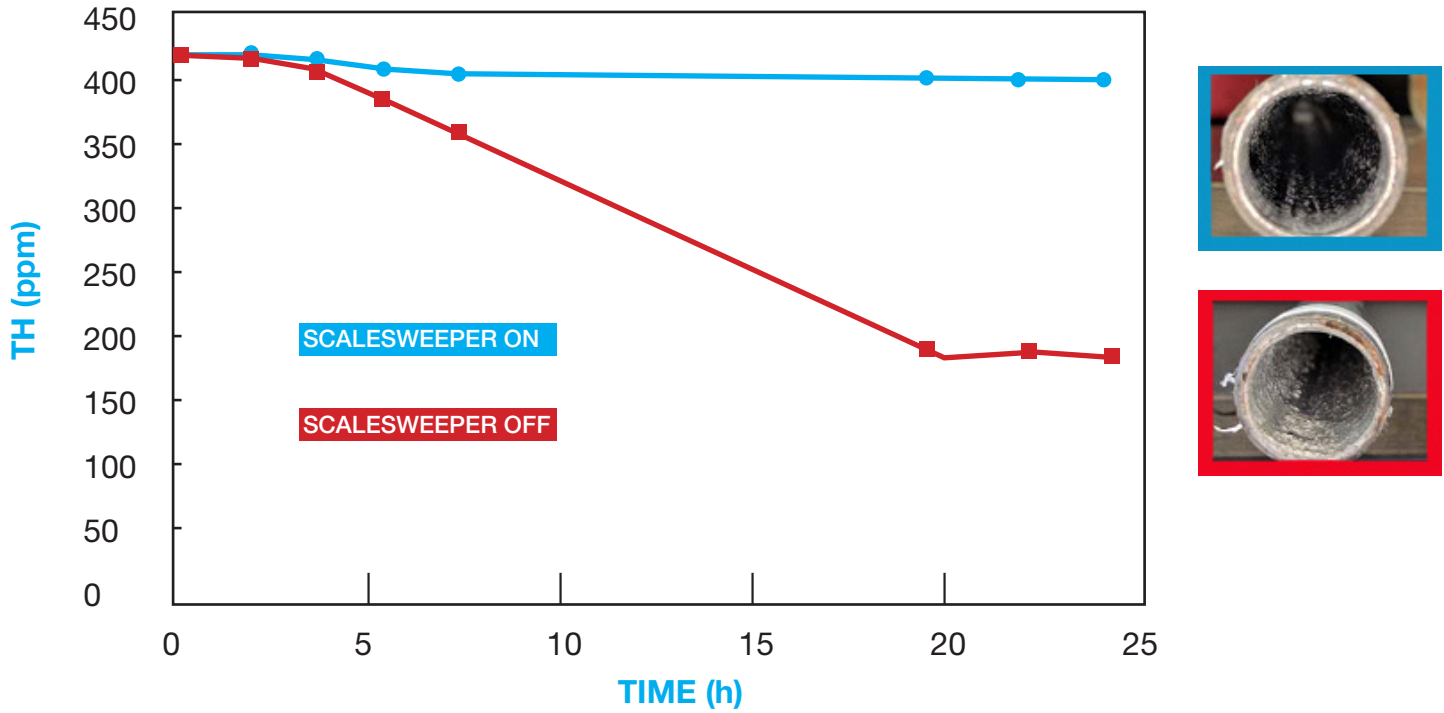
## TEST RESULTS

Experimental testing has proven that calcium and magnesium content in a water solution which are the two major causes of scale build up in pipes and appliances CONTINUES to stay in solution form as shown in Graph 1: Total Hardness when the Scalesweeper is TURNED ON. If the water hardness stays constant, then the calcium and magnesium minerals are not sticking to the inside of your pipes or appliances.

Experimental testing has again proven in a different test that calcium and magnesium scale build up on your pipes and appliances will reduce over time if the Scalesweeper is installed. Graph 2: Total Hardness shows scale build up on a clean pipe over a 24-hour time period (0-24 hours) then shows total hardness increasing once the Scalesweeper is TURNED ON (24-48 hours). The increase in Total Hardness is because the calcium and magnesium scale build up is being removed from the pipe thus cleaning the inside of your pipes and appliances. Once the scale changes back to aqueous solution, these minerals simply pass through your pipes and appliance without causing additional scale build up.

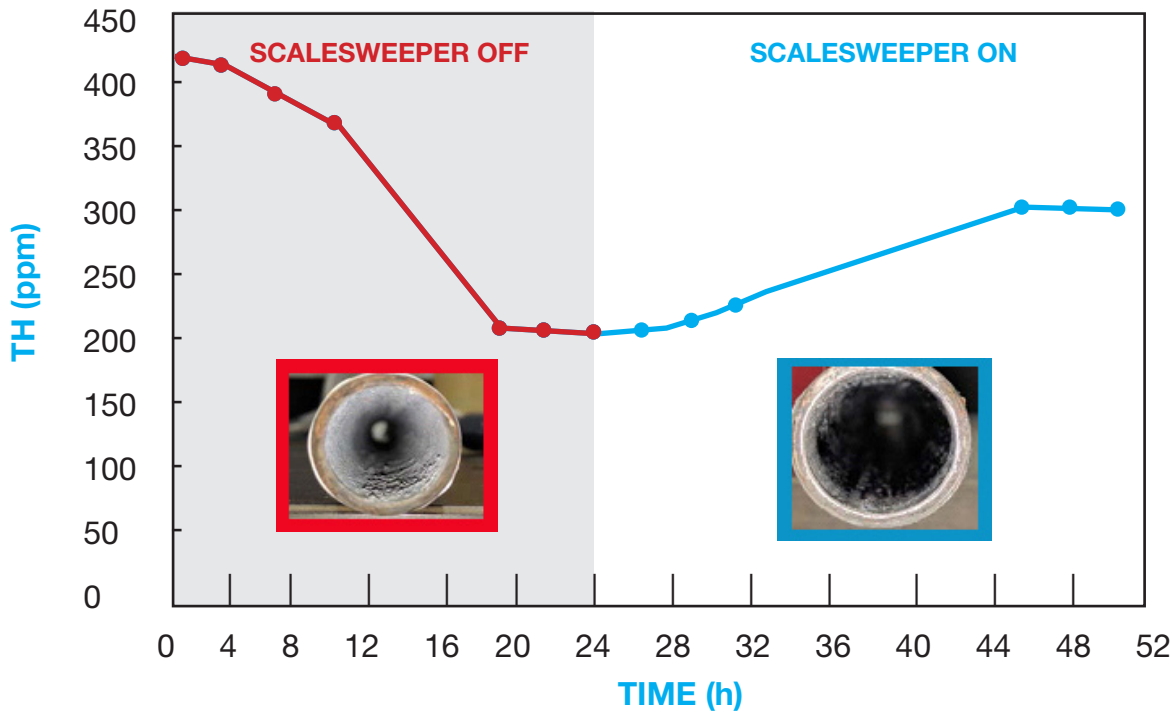
Analytical Method has proven that with Scalesweeper installed on your main water pipe under SEM review that the makeup of calcium carbonate in aragonite form is much smaller due to the electro-technology incorporated in the Scalesweeper product and the calcium carbonate in calcite form is much larger. Thus, the calcium carbonate in calcite form has a much lower scale forming tendency.

**Figure 1: Scalesweeper Effect on Scale Formation**



**Note on Figure 1:** Two 24-hour tests were conducted to prove Scalesweeper’s effectiveness in reducing scale formation in pipe systems. With **Scalesweeper turned off** (the red line) shows total hardness measured in the recirculated water reduces dramatically. This is due to hard scale coming out of the water and attaching to the pipes as pictured. With **Scalesweeper turned on** (the blue line) shows no change in hardness as the scale is not forming on the pipe as shown in photo.

**Figure 2: Scalesweeper Effect on Scale Reduction**



**Note on Figure 2:** A 48-hour test was conducted to test Scalesweeper’s effectiveness on scale reduction. With **Scalesweeper turned off** for the first 24 hours, the red line shows hardness dropping due to hard scale coming out of the water and forming on the pipe as in figure 1. After 24 hours, the **Scalesweeper is turned on** and the blue line shows an increase in the total hardness of the water because scale is being pulled off the pipe and back into the water.

## Appendix:

Calcium and magnesium ions present as sulfates, chlorides, carbonates and bicarbonates cause water to be hard. Water chemists measure water impurities in parts per million (ppm). For understandability, hardness ordinarily is expressed in grains of hardness per gallon of water (gpg). The two systems can be converted mathematically.

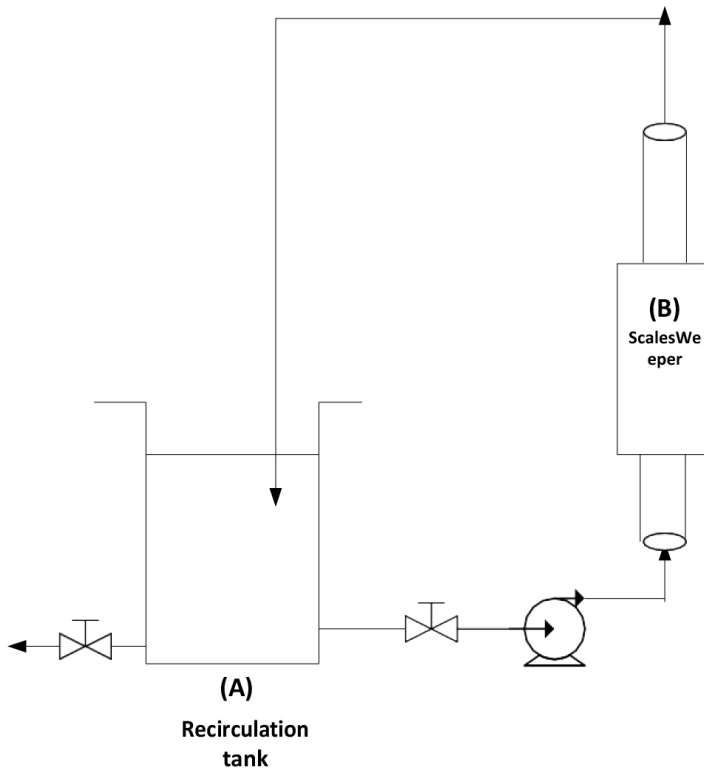


Figure 1: Test Loop Set Up

Photo of Actual Test Loop

## Conclusion:

According to the results of different experiments, we can conclude that the SCALESWEEPER unit was very efficient to prevent and remove the scale formation irrespective of water hardness, water temperature and recycling flow rates.

The Institut National de la Recherche Scientifique,  
INRS-ETE  
490, rue de la Couronne,  
Québec, Canada G1K 9A9

Patrick Drogui, Ph.D., Professor  
Ahmad Dirany, Ph.D., Research Associate  
March, 2017

